Revised Record	1. 0	2022-5-5	New Issue

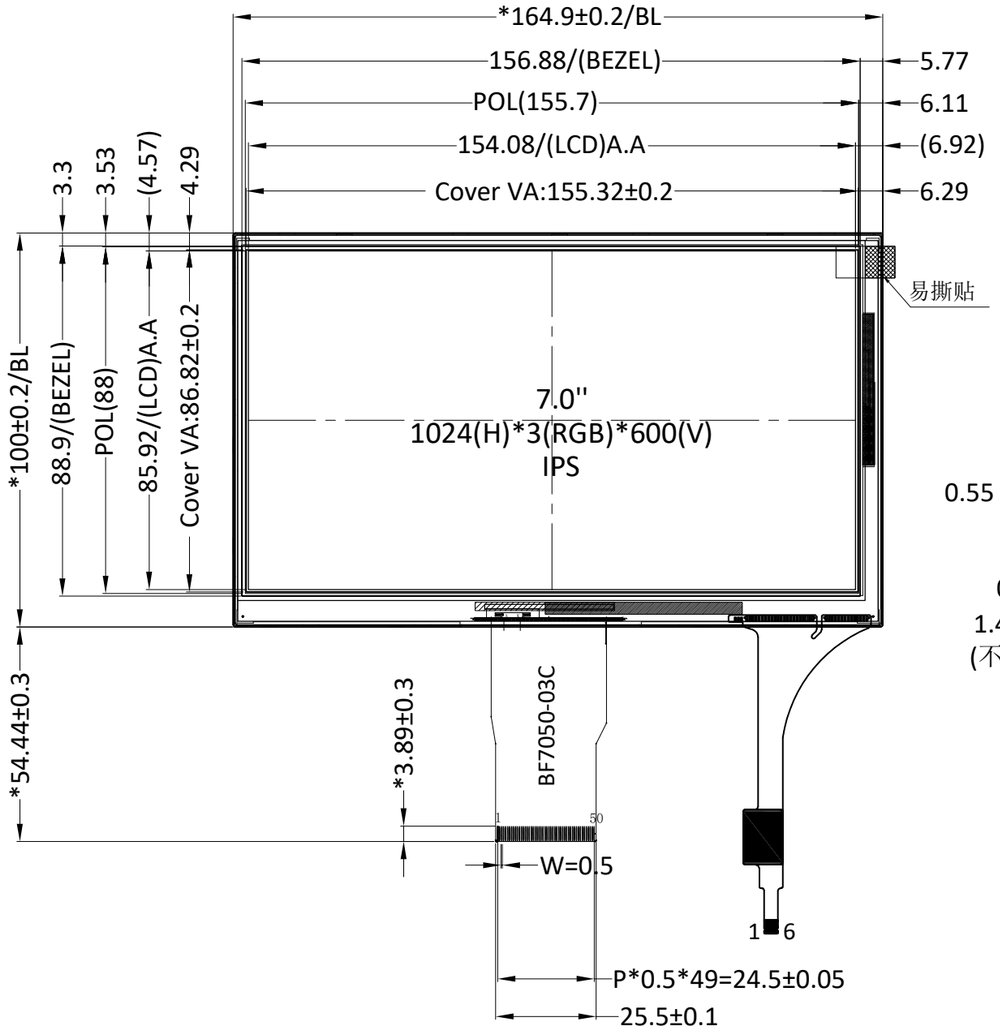

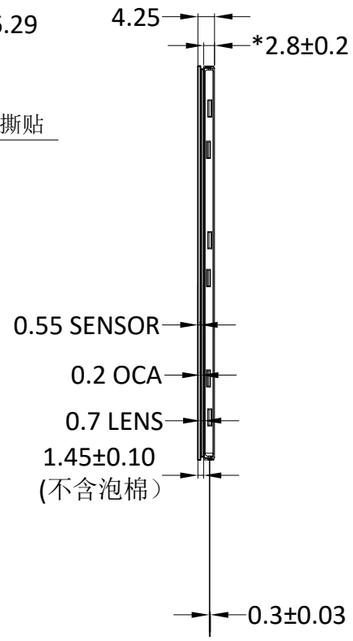

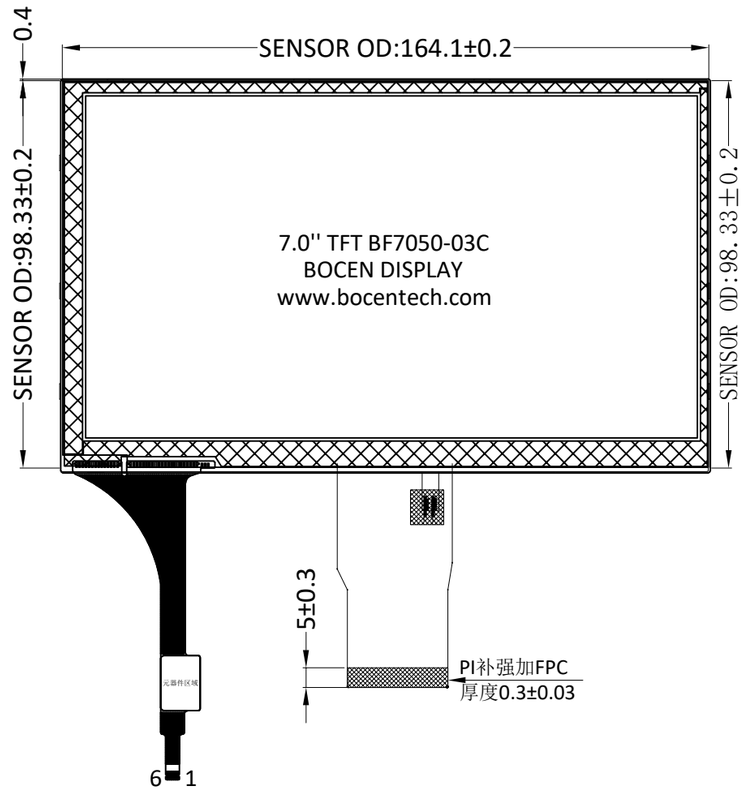

PIN	SYMBOL
1	LEDA
2	LEDA
3	LEDK
4	LEDK
5	GND
6	VCOM
7	DVDD
8	MODE
9	DE
10	VSD
11	HSD
12	B7
13	B6
14	B5
15	B4
16	B3
17	B2
18	B1
19	B0
20	G7
21	G6
22	G5
23	G4
24	G3
25	G2
26	G1
27	G0
28	R7
29	R6
30	R5
31	R4
32	R3
33	R2
34	R1
35	R0
36	GND
37	DCLK
38	GND
39	SHLR
40	UPDN
41	VDDG
42	VEEG
43	AVDD
44	RSTB
45	NC
46	VCOM
47	DITH
48	GND
49	NC
50	NC

Backlight Circuit Diagram

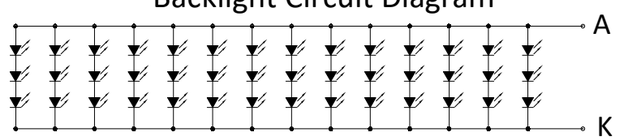

IF=300MA, VF=9.6V

Capacitive Touch Panel

PIN	SYMBOL
1	SDA
2	SCL
3	RST
4	INT
5	GND
6	VDD 3.3V

TFT-LCM SPECIFICATIONS:

1. DISPLAY TYPE: 7.0''/ IPS / 1024*600
2. DRIVE IC: JD79001DCGB + JD73215BCGA
3. OPERATING TEMPERATURE: -20 ~ 70°C
4. STORAGE TEMPERATURE: -30 ~ 80°C
5. VIEWING ANGLE: IPS
6. BACKLIGHT: 42 WHITE LED, 300mA
7. BRIGHTNESS: 850 CD/M2 (TYP)
8. CUSTOMER PART NO.: BOCEN STANDARD PRODUCT

CTP SPECIFICATIONS:

1. TOUCH PANEL TYPE: 7 INCH CAPACITIVE TOUCH PANEL
2. DRIVE IC: GT911
3. OPERATING TEMPERATURE: -10 ~ 60°C
4. STORAGE TEMPERATURE: -20 ~ 70°C
5. LIGHT TRANSMITTANCE: 83% MIN
6. SURFACE HARDNESS: 6H (PENCIL)
7. STANDARD: ROHS COMPLIANT
8. TOLERANCE NOT STATED: ±0.2 MM
9. CUSTOMER PART NO.: BOCEN STANDARD PRODUCT

BOCEN DISPLAY TECHNOLOGY CO., LTD.

DESIGNED BY: Shawn	BF7050-03C	VERSION: 1.0
CHECKED BY: William		NO.: 1 OF 1
APPROVED BY: Rio		UNIT: mm
Website: http://www.bocentech.com		DATE: 2022-5-5